



ONE LIBERTY
OBSERVATION
DECK PHILLY FROM THE TOP

SKY SCHOOL

EARLY LEARNING





SKY SCHOOL EARLY LEARNING

Welcome to One Liberty Observation Deck Sky School!

We can't wait to show you #PhillyFromTheTop

Get ready for 360° views of Philly's skyline as you discover the City of Brotherly Love from above. You'll be greeted by a pair of giant feet belonging to a certain larger-than-life Philadelphia icon who we're pretty sure you'll recognize. Follow the kite string to the 57th floor to find out who those feet belong to. HINT: He is on the \$100 bill and famously flew a kite.

Once you reach the top, you'll find three state-of-the-art audio zones that narrate the monumental moments in Philly pop culture, music, and sports and amazing interactive touch screens that point out Philly's top landmarks and points of interest. Complete these fun activities with your classmates as you explore One Liberty Observation Deck and take in #TheRealPhilly experience!

PRE-VISIT ACTIVITY

KNOW – WANT – LEARN

Get your students in the right frame of mind to explore Philly's skyline with this fun pre-trip exercise. Create a three-column chart for your students and write down all of your questions so you and your students can gather answers during your trip:

KNOW: Ask your students what they already know about Philadelphia and One Liberty Observation Deck. Contrast the differences between a city and the town they live in. The difference between a city and a farm? The difference between their school building and the One Liberty Place skyscraper?

WANT: Ask your students what they want to see at One Liberty Observation Deck. Ask them to give examples of things they will be able to see in the city from the Observation Deck. Will they see big buildings, taxis, and buses?

LEARN: Before your visit, ask your students to pay attention to and remember a few things they learn during their trip. Answer as many questions as possible:

- Name a few things they recognized from the video on the elevator ride.
- As you walk through the experience, notice the artwork around you and pick out a few people or objects that represent Philadelphia.
- Did they learn anything about Philadelphia from the audio chairs?

PRE-VISIT

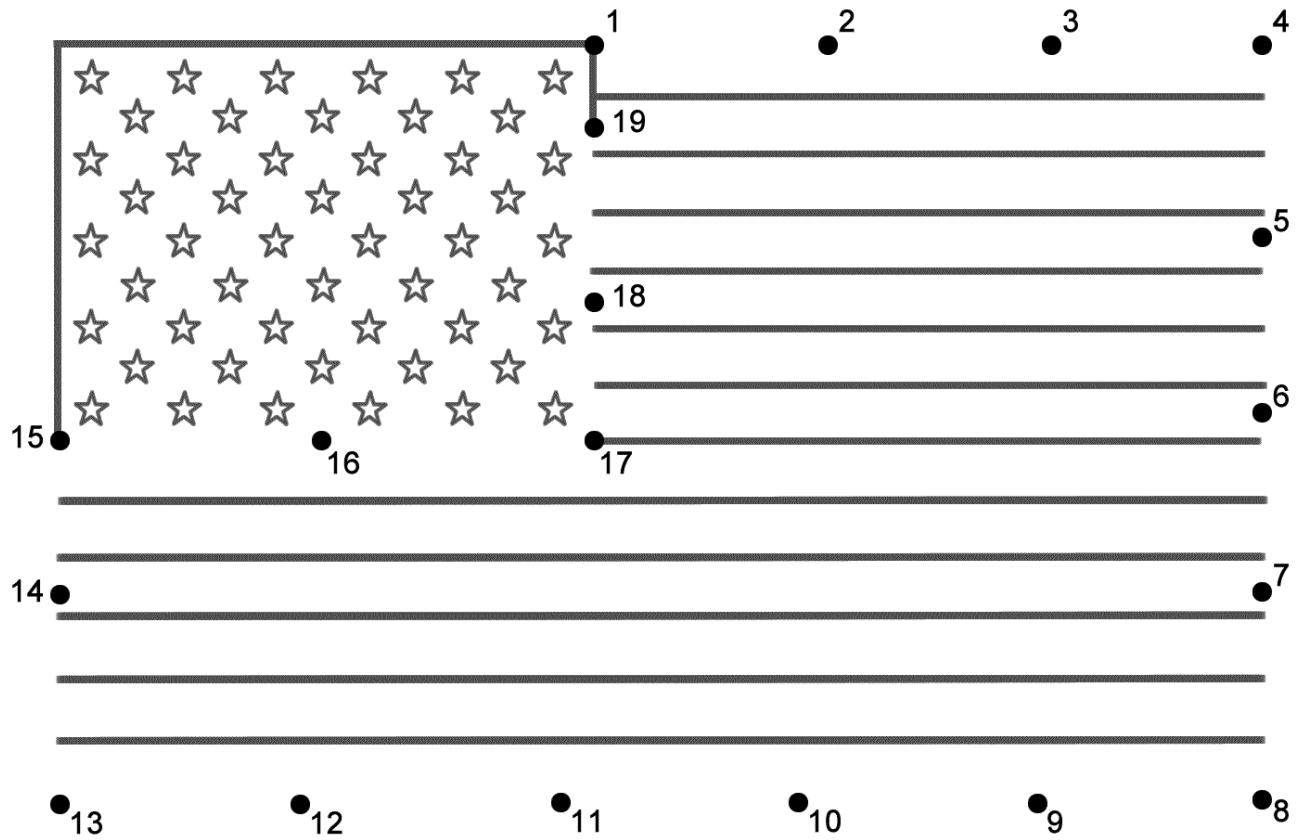
1. **Root for the Home Teams:** Philly is home to some of the most colorful and lovable mascots in all of the sporting world. Can you name these famous Philly mascots? Once you make your guess, color the mascot in with the team colors!





2. The American Flag: Can you name the three colors in the American Flag?

Now, connect the dots to create the modern American Flag!





3. Square Cypher: Decipher the names of Philadelphia's five squares using the code below!

3 5 14 20 5 18 19 17 21 1 18 5

C _ _ T _ R S Q _ _ R E

6 18 1 14 11 12 9 14 19 17 21 1 18 5

_ R _ N _ _ I N S _ U _ R _

12 15 7 1 14 19 17 21 1 18 5

L _ _ A _ _ Q _ A _ E

18 9 20 20 5 14 8 15 21 19 5 19 17 21 1 18 5

R _ _ T _ N _ O U _ E _ _ _ A R _


23 1 19 8 9 14 7 20 15 14 19 17 21 1 18 5

_ A S _ I N _ T _ N S _ _ A _ E

CODE:

1 2 3 4 5 6 7 8 9 10 11 12 13 14 15 16 17 18 19 20 21 22 23 24 25 26
A B C D E F G H I J K L M N O P Q R S T U V W X Y Z

4. **Squares Around Town:** When William Penn founded Philadelphia in 1682, he laid out the city in a grid with 5 public squares to provide the perfect design for a “green country town.” Pretend you are skating through one of the squares and find your way through the maze!

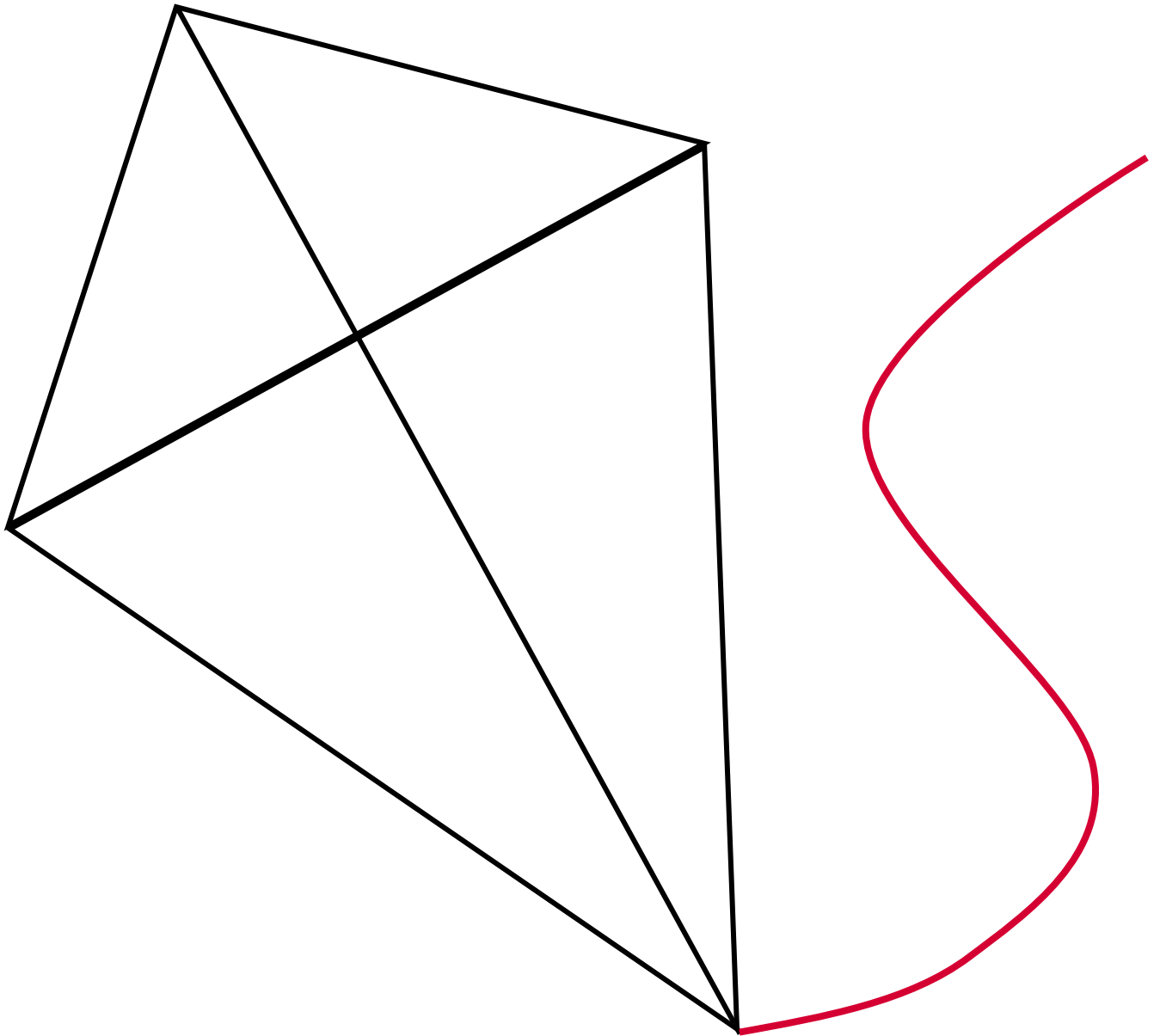




DURING YOUR VISIT


1. **Sky Spy:** There is always something new to spot from our position in the center of the skyline. Take a stroll around One Liberty Observation Deck and see if you can spot each of the following landmarks:
 - American flag
 - Park
 - Williams Penn’s hat
 - Clock
 - Statue
 - Bridge
2. **Eye to Eye in the Sky! WOAHH.** That’s what we said the first time we saw the amazing 360° views from One Liberty Observation Deck. Now that you’ve climbed to the top of Philly’s skyline, pick a window and sketch what you see:

The Kite and Key! Did you notice the glowing string leading from Ben Franklin's feet to One Liberty Observation Deck and the rumbling thunder sounds on the ground floor? Dr. Franklin flew a key tied to a kite string during a thunderstorm and made some shocking discoveries about the properties of lightning and electricity! Use the space below to decorate Dr. Franklin's kite:



POST-VISIT

1. **Lasting Impressions from Philly from the Top:** Now that you've seen Philly from the Top, close your eyes and picture your favorite sight from each direction of One Liberty Observation Deck. What was your favorite landmark or sight during your visit? Get creative and draw a picture of the favorite thing you saw during your visit, then share your drawing with your classmates and explain what you drew and why you liked it!

A large, empty rectangular box with a thin black border, intended for students to draw their favorite sight from the observation deck.

2. **Higher Learning:** Remember your pre-trip activity? Get together with your classmates and teacher and review what you wanted to know before your visit, what you wanted to learn, and what you learned at One Liberty Observation Deck!